

Update your membership details

Partners

Partners can update your name and occupation.

1

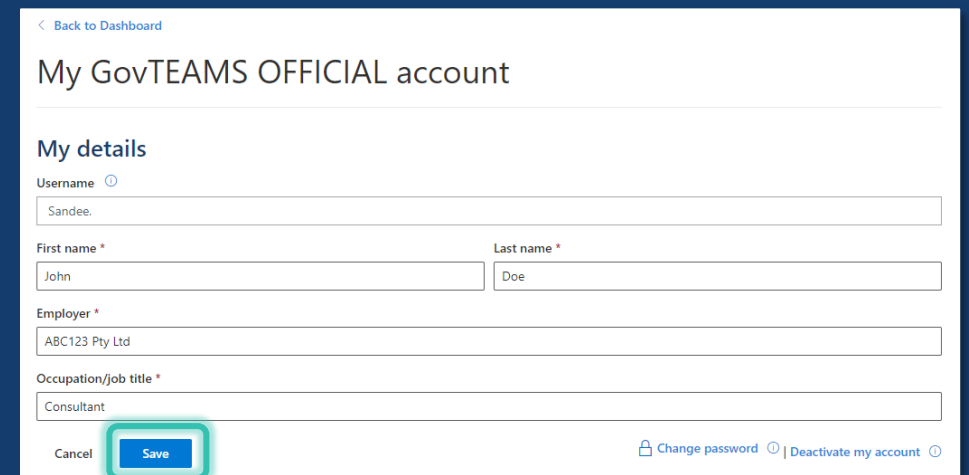
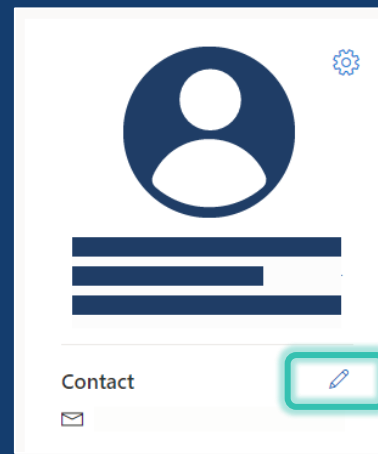
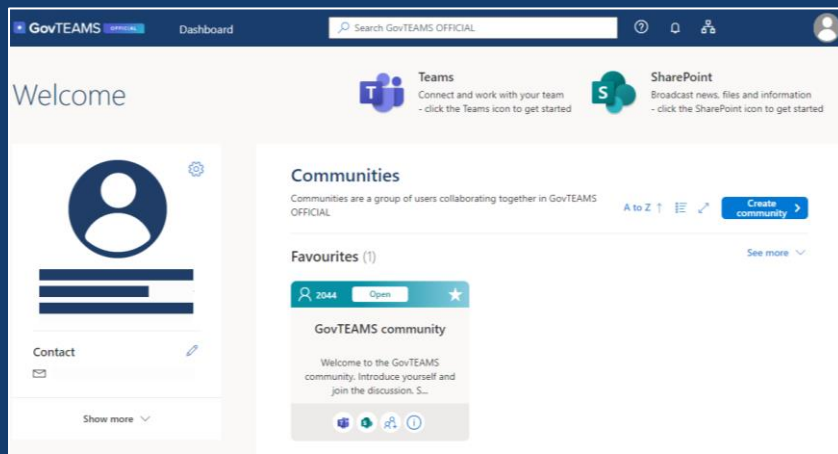
Log in to your [GovTEAMS dashboard](#).

2

Select the Pen Icon

3

Update your information and save.

A screenshot of the 'My details' form in the GovTEAMS account settings. The form is titled 'My GovTEAMS OFFICIAL account' and 'My details'. It contains several input fields: 'Username' (filled with 'Sandee'), 'First name *' (filled with 'John'), 'Last name *' (filled with 'Doe'), 'Employer *' (filled with 'ABC123 Pty Ltd'), and 'Occupation/job title *' (filled with 'Consultant'). At the bottom, there are 'Cancel' and 'Save' buttons, with the 'Save' button highlighted by a red box. There are also links for 'Change password' and 'Deactivate my account'.